



Email: sales@omnitool.ca

Toll Free: 1-800-265-3541

Tel: 519-622-3065 | Fax: 519-622-3270

6877 Edwards Blvd., Mississauga ON L5T 2T9

**UP TO
20% OFF**

**MIC HEADS
PROMO**

MICROMETER HEADS

Measurement and Precision Positioning

Effective through December 15, 2026

Micrometer Heads





STANDARD HEADS

Standard analog heads offer a choice of measuring range, stem type and body size to suit almost any application.



OEM HEADS

Our micrometer heads are designed specifically for Original Equipment Manufacturers who require consistent, fine adjustment within their instruments, assemblies, and precision mechanisms.




SPECIAL ORDER HEADS

Small quantities of heads, even one-offs, can be supplied to meet a customer's specification of features such as type of spindle tip, thimble graduation, custom engraving, etc.

Micrometer Heads

The origin of Mitutoyo's trustworthy brand of small tool instruments

Mounted on measuring instruments and precision instruments, micrometer heads are used for various purposes including measurement, feeding and positioning. Recent developments in technology have seen the micrometer head widely utilized in precise feeding devices and cross-travel stages on laser instruments and manipulators, in addition to the usual duties on measurement jigs. In parallel with the application expansion, the customer's needs have increased. To meet customer demands, Mitutoyo provides standard micrometer heads with different measuring ranges, stem type and body size. Furthermore, high-performance types of Digimatic Micrometer Head, 0.1 mm spindlepitch models (standard 0.5 mm), etc., are now available for the new applications. Mitutoyo also provides customization services for special applications. Micrometer heads with customized spindle tips and precision leadscrews manufactured to customer specification can be offered even in one-off quantities.




The main production plants for Mitutoyo micrometer heads are Kochi Mitutoyo Corporation Onomi Plant (started operation in 1977) on the upper reaches of the Shimanto River in Shikoku Tosa and Shiwa Production Department (started operation in 1979) in Higashi Hiroshima. Mitutoyo-brand products delivered through leading-edge technologies and facilities are renowned throughout the world as premier products, promoting a sense of confidence in every customer.



Shiwa Production Department



Kochi Mitutoyo Onomi Plant







Precision lead screws

Range	Main feature of head	Series	Page
0.02 in / 1 mm	Differential Screw Thread Translator (Extra-Fine Feed) Type		
0.05 in / 2.5 mm	Differential Screw Thread Translator (Extra-Fine Feed) Type	(11)	6
0.2 in / 5 mm	Fine Spindle Feed of 0.1 mm/rev	(1)	12
	Small/Ultra-small Type	(5)	7
0.25 in / 6.5 mm	Locking-screw Type	(2)	11
	Fine Spindle Feed of 0.1 mm/rev	(1)	12
	Fine Spindle Feed of 0.25 mm/rev		13
	Small/Ultra-small Type	(5)	7
10 mm	Short Thimble with Multiple Diameter Options	(6)	8
	Large Thimble Type	(13)	17
	Locking-screw Type	(2)	11
0.5 in / 13 mm	Fine Spindle Feed of 0.25 mm/rev		13
	Differential Screw Thread Translator (Extra-Fine Feed) Type	(11)	6
	Short Thimble with Multiple Diameter Options	(6)	8
	Small Standard Type	(3)	9
	Small Thimble Diameter Standard Type	(10)	8
0.5 in / 15 mm	Non-rotating Spindle Type	(8)	16
	Quick Spindle Feed of 1 mm/rev	(4)	16
	Small Standard Type with Carbide-tipped Spindle	(9)	13
1 in / 25 mm	Clear digital display, Non-rotating spindle and IP 65 rated version	(16)	4 to 5
	Clear digital display, Non-rotating spindle		
	Non-rotating Spindle Type	(8)	16
	Quick Spindle Feed of 1 mm/rev		16
	Large Thimble Type		17
	XY-Stage Type	(14)	17
	High Accuracy and Resolution		18
	Digit Counter Type		18
Medium-sized Standard Type	(7)	14	
2 in / 50 mm	Medium-sized Standard Type with 8 mm Diameter Spindle		15
	Digimatic	(15)	4 to 5
	Large Thimble Type		17
	Long Stroke Non-rotating Spindle		18
60 - 75 mm	Medium-sized Standard Type with 8 mm Diameter Spindle	(12)	15
	Micro Jack	7	19

High Resolution models highlighted

Precision adjustment of mirror in holder





SERIES 164, 350

- Easy-to-read digital display.
- All models support data output.
- Origin point setting.
- Zero setting.
- Auto power ON/OFF.
- Error alarm.



Rotatable display

164-163



350-281-30 (IP65)

Inch / Metric		Order No.	Range (in)	Resolution	Graduation	Stem	Stem dia. (in)	Spindle end	Graduation features	Accuracy (in)
		164-164	0 - 2		—	Plain	0.709	Flat (carbide tip)	—	±0.00015
		350-351-30	0 - 1	0.00005 in/ 0.001 mm	0.001 in/ 0.01 mm	W/clamp nut	0.375	Spherical (SR4) (carbide tip)	Standard	±0.0001
		350-352-30				Plain				
		350-353-30				W/clamp nut				
		350-354-30				Plain				
		350-357-30				W/clamp nut				
		350-381-30*1				Plain				
		350-382-30*1				W/clamp nut				
		350-383-30*1				Plain				
		350-384-30*1				W/clamp nut				
		350-361-30*1				Plain				

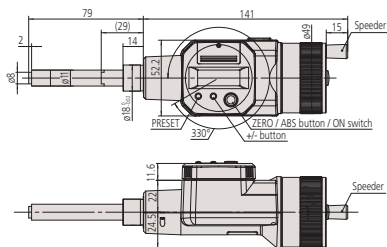
Metric		Order No.	Range (mm)	Resolution (mm)	Graduation (mm)	Stem	Stem dia. (mm)	Spindle end	Graduation features	Accuracy (µm)
		164-163	0 - 50		—	Plain	18	Flat (carbide tip)	—	±3
		350-251-30	0 - 25	0.001	0.01	W/clamp nut	10	Spherical (SR4) (carbide tip)	Standard	±2
		350-252-30				Plain				
		350-253-30				W/clamp nut				
		350-254-30				Plain				
		350-281-30*1				W/clamp nut				
		350-282-30*1				Plain				
		350-283-30*1				W/clamp nut				
		350-284-30*1				Plain				
		350-261-30*1				Flat				
		350-271-30*1				Spherical (SR4) (carbide tip)				
		350-272-30	W/clamp nut							
		350-273-30*1	Plain							
		350-274-30	W/clamp nut							

- Power source for **series 350**: SR44 battery (1 pc.), **938882** included as standard
- Power source for **series 164**: SR44 battery (2 pcs.), **938882** included as standard
- Battery life: Approx. 2.4 years under normal use (for **350-XXX**)
Approx. 1.8 years under normal use (for **164-163, 164**)
- Satin-chrome plated
- *1 IP65 dust/water protection type.

Plain Stem



Plain stem

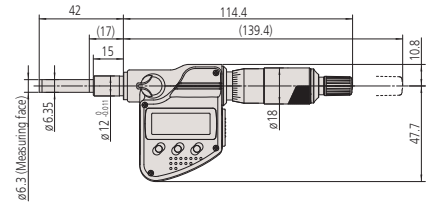


164-163 Rotatable display Mass: 490 g
() : with spindle fully retracted.

Plain Stem



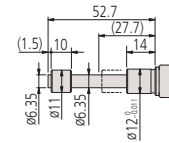
Plain stem
IP65



350-281-30
(Stem dia. 12 mm, water-proof type) Mass: 230 g



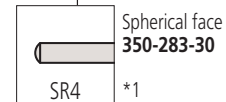
Plain stem
IP65



Equipped with a non-rotating device
350-261-30
(Stem dia. 12 mm, water-proof type)
Mass: 235 g

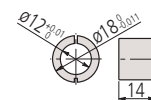


Spherical face Plain stem
IP65



Spherical face
350-283-30
*1

*1 Other dimensions are the same as **350-281-30**.
() : with spindle fully retracted.



Bushings (standard accessory)
350-261-30



SERIES 110 — Differential Screw Thread Translator (Extra-Fine Feed) Type

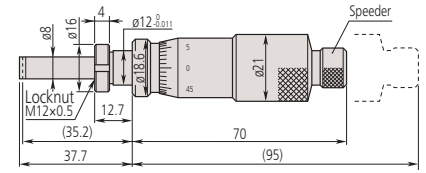
- Differential movements of spindle threads and units allow extra-fine spindle feeding (down to 0.025 mm/rev, .001 in/rev), resulting in high-resolution measurements.
- Measuring face: Material/Carbide tip (**110-502-10/504-10**) are alloy tool steel, Hardness/90 HRC or more (Only **110-502-10/504-10** are 60 HRC or more), Lapped.
- Satin-chrome plated.

- Differential movement mechanism with double spindle.
- Non-rotating spindle.
- Fixture thickness: 9.5 mm



Stem locknut

Equipped with Vernier scale



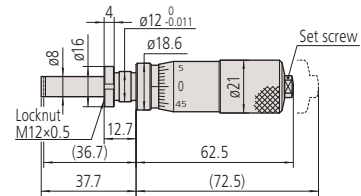
110-101
110-102 Equipped with Vernier scale

- Differential movement mechanism with double spindle.
- Non-rotating spindle.
- Fixture thickness: 9.5 mm



Stem locknut

Equipped with Vernier scale



110-105-10
110-106-10 Equipped with Vernier scale

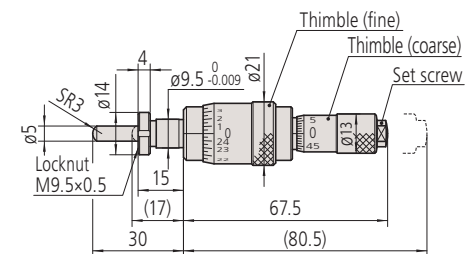
- Dual thimble
- Fixture thickness: 11.5 mm



Stem locknut



Spherical face



110-502-10

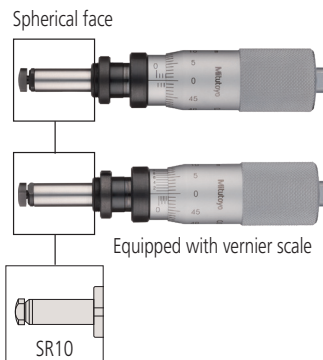
Inch					
Order No.	Range (in)	Graduation (in)		Graduation features	
110-111	0 - 0.05	0.0002		Standard	
110-112		0.00005		Fine	
110-115-10	0 - 0.02	0.0002		Standard	
110-116-10		0.00005		Fine	
110-117-10		0.0002		Standard	
110-118-10		0.00005		Fine	
110-504-10	Thimble (fine)	0 - 0.006	Thimble (fine)	0.00002	Dual scales; 0.2 mm/0.006 in fine-feed range
	Thimble (coarse)	0 - 0.5	Thimble (coarse)	0.001	

Order No.	Stem dia. (in)	Stem	Spindle end	Accuracy*1 (in)
110-111	0.5	W/clamp nut	Flat (carbide tip)	±0.00025/±0.00006
110-112				
110-115-10			Spherical (SR10) (carbide tip)	±0.00015/±0.00006
110-116-10				
110-117-10				
110-118-10				
110-504-10	0.375	Spherical	±0.00015/±0.00006	

Metric					
Order No.	Range (mm)	Graduation (mm)		Graduation features	
110-101	0 - 2.5	0.001		Standard	
110-102		0.0001		Fine	
110-105-10	0 - 1	0.001		Standard	
110-106-10		0.0001		Fine	
110-107-10		0.001		Standard	
110-108-10		0.0001		Fine	
110-502-10	Thimble (fine)	0 - 0.2	Thimble (fine)	0.0005	Dual scales; 0.2 mm fine-feed range
	Thimble (coarse)	0 - 13	Thimble (coarse)	0.01	

Order No.	Stem dia. (mm)	Stem	Spindle end	Accuracy*1 (µm)
110-101	12	W/clamp nut	Flat (carbide tip)	±5/±1.5
110-102				
110-105-10			Spherical (SR10) (carbide tip)	±3/±1.5
110-106-10				
110-107-10				
110-108-10				
110-502-10	9.5	Spherical	±3/±1.5	

*1 Wide range/narrow range (Narrow range: 1 rev)



Stem locknut Spherical face

110-107-10
110-108-10 Equipped with Vernier scale



SERIES 148 — Small/Ultra-small Type

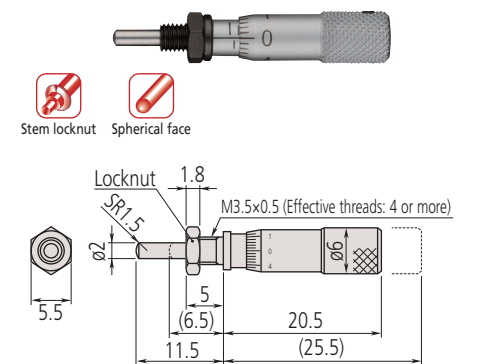
- Miniature and light-weight micrometer heads for easier incorporation into machines, jigs and fixtures.

Inch						
Order No.	Range (in)	Stem dia. (in)	Stem	Spindle end	Type	Accuracy (in)
148-217	0 - 0.2	0.156	Plain	Spherical (SR1.5)	Standard	±0.00025
148-218			W/clamp nut			
148-202-10	0 - 0.25	0.25	Plain	Flat		
148-204-10			W/clamp nut			
148-206-10			Plain	Spherical (SR3)		
148-208-10			W/clamp nut			
148-210-10			Plain	Flat		
148-212-10			W/clamp nut			

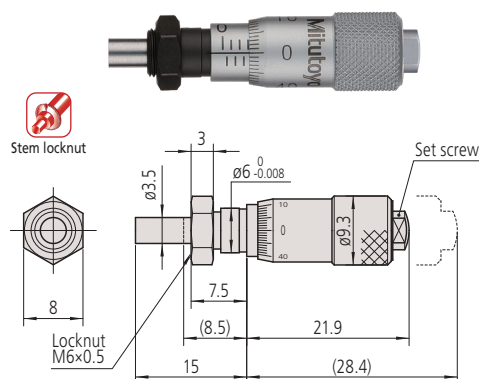
Metric						
Order No.	Range (mm)	Stem dia. (mm)	Stem	Spindle end	Type	Accuracy (µm)
148-215	0 - 5	3.5	Plain	Spherical (SR1.5)	Standard	±5
148-216			W/clamp nut			
148-201-10	0 - 6.5	6	Plain	Flat		
148-203-10			W/clamp nut			
148-205-10			Plain	Spherical (SR3)		
148-207-10			W/clamp nut			
148-209-10			Plain	Flat		
148-211-10			W/clamp nut			

- Graduation: 0.02 mm (148-215, 148-216), 0.01 mm or 0.001 in
- Measuring face: Material/Alloy tool steel, Hardness/60 HRC or more, Lapped
- Satin-chrome plated

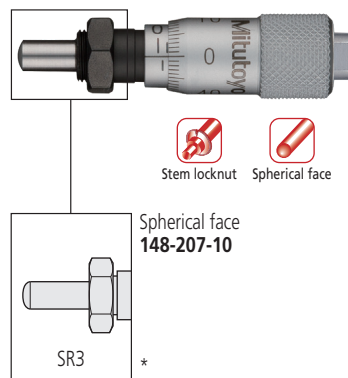
Stem Locknut



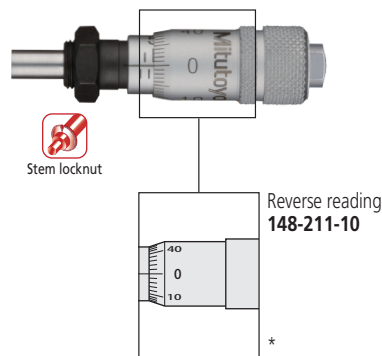
- Fixture thickness: 3 mm
- 148-216** Mass: 4 g



- Fixture thickness: 4 mm
- 148-203-10** Mass: 10 g



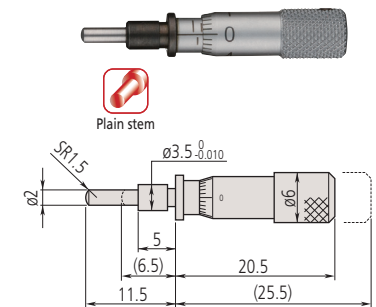
- Fixture thickness: 3 mm
- 148-207-10** Mass: 4 g



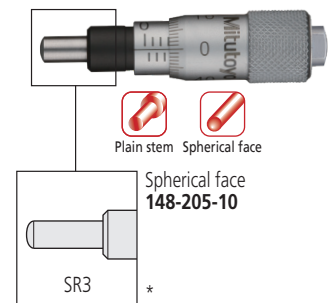
- Fixture thickness: 4 mm
- 148-211-10** Mass: 10 g

* Other dimensions are the same as 148-203-10.
() : with spindle fully retracted.

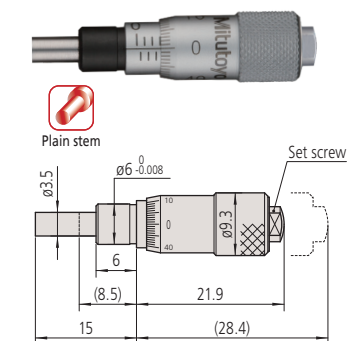
Plain Stem



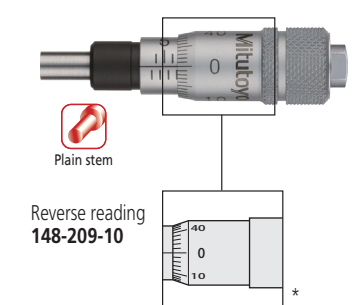
- Fixture thickness: 3 mm
- 148-215** Mass: 4 g



- Fixture thickness: 4 mm
- 148-205-10** Mass: 10 g



- Fixture thickness: 4 mm
- 148-201-10** Mass: 10 g



- Fixture thickness: 4 mm
- 148-209-10** Mass: 10 g

* Other dimensions are the same as 148-201-10.
() : with spindle fully retracted.



SERIES 148 — Short Thimble with Multiple Diameter Options

- Short body design maintains measuring range for limited space applications.
- Three types of thimble diameters can be selected depending on applications.

Inch							
Order No.	Range (in)	Graduation (in)	Accuracy (in)	Stem dia. (in)	Stem	Spindle end	Thimble dia. (in)
148-351-10	0 - 0.25	0.001	±0.0001	0.375	Plain	Flat	0.59
148-352-10					W/clamp nut		
148-353-10					Plain		
148-354-10	W/clamp nut				0.79		
148-357-10	Plain						
148-358-10	W/clamp nut						
148-359-10	0 - 0.5	0.001	±0.0001	0.375	Plain	Flat	0.59
148-360-10					W/clamp nut		0.79

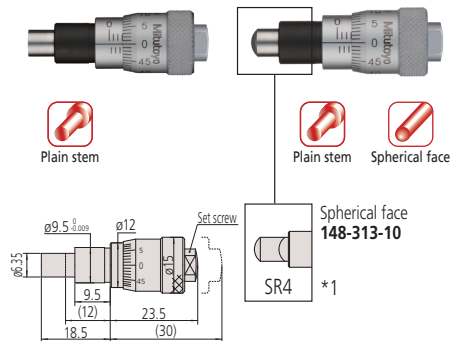
- Spindle pitch: 0.025 in
- Measuring face: Material/Alloy tool steel, Hardness/60 HRC or more, Lapped
- Satin-chrome plated

Metric										
Order No.	Range (mm)	Graduation (mm)	Accuracy (µm)	Stem dia. (mm)	Stem	Spindle end	Thimble dia. (mm)			
148-301-10	0 - 6.5	0.01	±2	9.5	Plain	Flat	15			
148-302-10					W/clamp nut					
148-303-10					Plain					
148-304-10					W/clamp nut					
148-313-10	0 - 13				0.01	±2	9.5	Plain	Spherical (SR4)	15
148-314-10								W/clamp nut		
148-307-10	0 - 13				0.01	±2	9.5	Plain	Flat	15
148-308-10								W/clamp nut		
148-309-10		Plain								
148-310-10		W/clamp nut	20							
148-311-10		Plain								
148-312-10		W/clamp nut								

- Spindle pitch: 0.5 mm
- Measuring face: Material/Alloy tool steel, Hardness/60 HRC or more, Lapped
- Satin-chrome plated

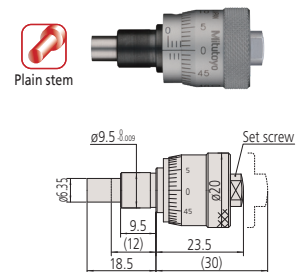


Plain Stem



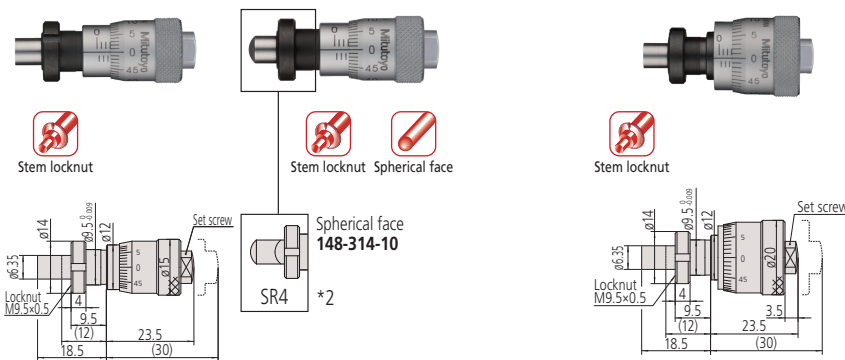
148-301-10
Mass: 26 g
Thimble diameter: 15

*1 Other dimensions are the same as **148-301-10**.



148-303-10
Mass: 39 g
Thimble diameter: 20

Stem Locknut



• Fixture thickness: 6 mm
148-302-10
Mass: 26 g
Thimble diameter: 15

• Fixture thickness: 6 mm
148-304-10
Mass: 39 g
Thimble diameter: 20

*2 Other dimensions are the same as **148-302-10**.

(): with spindle fully retracted.

20% OFF

SERIES 148 — Small Standard Type

- Measuring range: 13 mm
- Spindle pitch: .075 in / 0.5 mm
- Measuring face: Material/Alloy tool steel, Hardness/60 HRC or more, Lapped.
- Satin-chrome plated.

Inch								
Order No.	Range (in)	Graduation (in)	Accuracy (in)	Stem dia. (in)	Stem	Spindle end	Graduation features	
148-112-10	0 - 0.5	0.001	±0.0001	0.375	Plain	Flat	Standard	
148-111-10					W/clamp nut			
148-123-10					Plain*			
148-122-10					W/clamp nut*			
148-811-10					Plain			
148-812-10					W/clamp nut			
148-813-10					Plain*	Spherical (SR4)		
148-814-10					W/clamp nut*			
148-831-10					Plain			
148-832-10					W/clamp nut			Flat
148-833-10					Plain*			
148-834-10					W/clamp nut*			

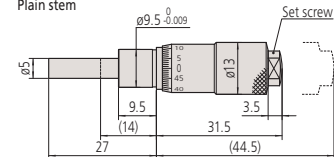
Metric								
Order No.	Range (mm)	Graduation (mm)	Accuracy (µm)	Stem dia. (mm)	Stem	Spindle end	Graduation features	
148-104-10	0 - 13	0.01	±2	9.5	Plain	Flat	Standard	
148-103-10					W/clamp nut			
148-121-10					Plain*			
148-120-10					W/clamp nut*			
148-801-10					Plain			
148-802-10					W/clamp nut			
148-803-10					Plain*	Spherical (SR4)		
148-804-10					W/clamp nut*			
148-821-10					Plain			
148-822-10					W/clamp nut			Flat
148-823-10					Plain*			
148-824-10					W/clamp nut*			

* With spindle lock

Plain Stem



Plain stem

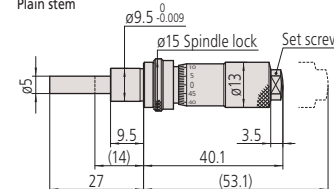


148-104-10

Plain Stem and Spindle Lock



Plain stem

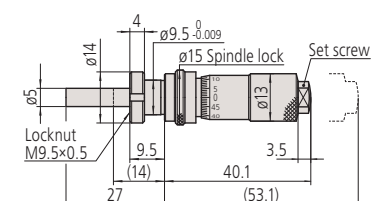


148-121-10

Stem Locknut and Spindle Lock

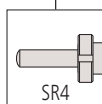


Stem locknut

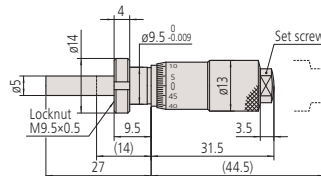


- Fixture thickness: 6 mm
- 148-120-10**

Stem Locknut



Spherical face
148-802-10





SERIES 148 — Small Thimble Diameter Standard Type

- Measuring range: .5 in or 13 mm
- The thimble can be set to zero at any position by loosening the set screw.
- Measuring face: Material/Alloy tool steel, Hardness/60 HRC or more, Lapped.
- Satin-chrome plated.

Inch								
Order No.	Range (in)	Graduation (in)	Accuracy (in)	Stem dia. (in)	Stem	Spindle end	Special features	
148-501	0 - 0.5	0.001	±0.0001	0.375	Plain	Flat	Standard	
148-507					W/clamp nut			
148-505					Plain* ¹			
148-502					W/clamp nut* ¹			
148-851					Plain	Spherical (SR4)		
148-852					W/clamp nut* ¹			
148-861					Plain	Flat		Reverse reading
148-862					W/clamp nut* ¹			

Metric								
Order No.	Range (mm)	Graduation (mm)	Accuracy (µm)	Stem dia. (mm)	Stem	Spindle end	Special features	
148-503	0 - 13	0.01	±2	9.5	Plain	Flat	Standard	
148-508					W/clamp nut			
148-506					Plain* ¹			
148-504					W/clamp nut* ¹			
148-853					Plain	Spherical (SR4)		
148-854					W/clamp nut* ¹			
148-863					Plain	Flat		Reverse reading
148-864					W/clamp nut* ¹			
148-858* ²					W/clamp nut	Spherical (SR4)		Standard
148-866* ²					Plain* ¹			
148-856* ²					Plain* ¹	Spherical (SR4)		Standard
148-868* ²					W/clamp nut			

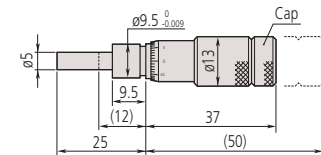
*1 With spindle lock

*2 Made-to-order models

Plain Stem



Plain stem

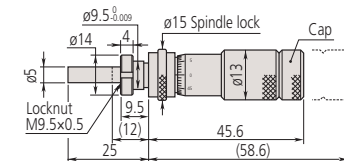


148-503

Stem Locknut and Spindle Lock



Stem locknut



- Fixture thickness: 6 mm
- 148-504



SERIES 148 — Locking-screw Type

- This model with enhanced clamping force created by a locking screw can be reliably used on positioning equipment or instruments constantly exposed to vibration.
- Position of the locking screw is the same as the sleeve index line.
- Measuring face: Material/Alloy tool steel, Hardness/60 HRC or more, Lapped.
- Satin-chrome plated.

Inch							
Order No.	Range (in)	Graduation (in)	Stem dia. (in)	Stem	Spindle end	Graduation features	Accuracy (in)
148-230-10	0 - 0.25	0.001	0.25	Plain	Flat	Standard	±0.00025
148-231-10				W/clamp nut			
148-232-10				Plain	Spherical (SR3)		
148-233-10	W/clamp nut						
148-160-10	0 - 0.5	0.001	0.375	Plain	Flat	Standard	±0.0001
148-161-10				W/clamp nut			
148-162-10				Plain	Spherical (SR4)		
148-163-10	W/clamp nut						
148-326-10	0 - 0.25	0.001	0.375	Plain	Flat	Standard	±0.0001
148-327-10				W/clamp nut			
148-328-10				Plain	Spherical (SR4)		
148-329-10	W/clamp nut						

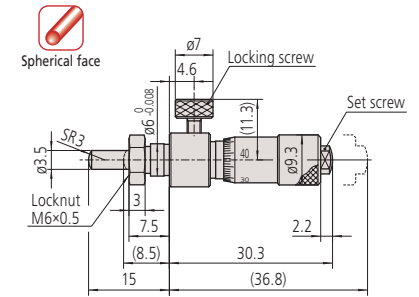

Metric							
Order No.	Range (mm)	Graduation (mm)	Stem dia. (mm)	Stem	Spindle end	Graduation features	Accuracy (µm)
148-220-10	0 - 6.5	0.01	6	Plain	Flat	Standard	±5
148-221-10				W/clamp nut			
148-222-10				Plain	Spherical (SR3)		
148-223-10	W/clamp nut						
148-150-10	0 - 13	0.01	9.5	Plain	Flat	Standard	±2
148-151-10				W/clamp nut			
148-152-10				Plain	Spherical (SR4)		
148-153-10	W/clamp nut						
148-316-10	0 - 6.5	0.01	9.5	Plain	Flat	Standard	±2
148-317-10				W/clamp nut			
148-318-10				Plain	Spherical (SR4)		
148-319-10	W/clamp nut						

Secure spindle




Locking screw

Stem Locknut



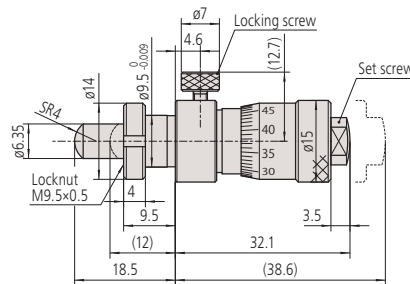
Spherical face (SR3) • Fixture thickness: 4 mm
148-223-10

Stem Locknut



Spherical face

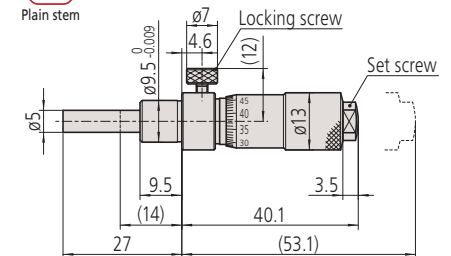
Spherical surface (SR4) • Fixture thickness: 6 mm
148-319-10



Plain Stem



Plain stem



148-150-10

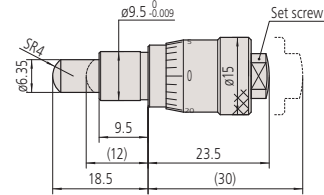
20% OFF

SERIES 148 — Fine Spindle Feed of 0.25 mm/rev

- Fine spindle feeding of just 0.25 mm/rev for fine adjustment and positioning.
- Measuring face: Material/Alloy tool steel, Hardness/60 HRC or more, Lapped.
- Satin-chrome plated.

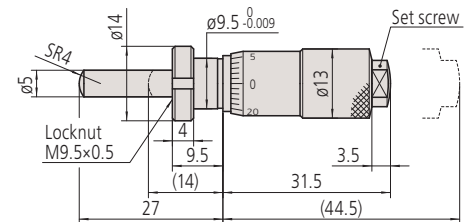
Metric							
Order No.	Range (mm)	Graduation (mm)	Stem dia. (mm)	Stem	Spindle end	Spindle pitch (mm)	Accuracy (μm)
148-132-10	0 - 13	0.01	9.5	Plain	Spherical (SR4)	0.25	±2
148-133-10				W/clamp nut			
148-322-10	0 - 6.5	0.01	9.5	Plain	Spherical (SR4)	0.25	±2
148-323-10				W/clamp nut			

Plain Stem



148-322-10

Stem Locknut



• Fixture thickness: 6 mm
148-133-10

SERIES 149 — Small Standard Type with Carbide-tipped Spindle

20% OFF

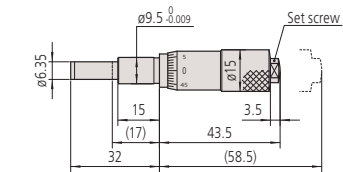
- Spindle pitch: 0.5 mm or 0.025 in
- Measuring face: Material/Carbide tip, Hardness/90 HRA or more, Lapped.
- Carbide-tipped spindle provides high abrasion resistance.
- Satin-chrome plated.

Inch							
Order No.	Range (in)	Graduation (in)	Accuracy (in)	Stem dia. (in)	Stem	Spindle end	Graduation features
149-148-10	0 - 0.5	0.001	±0.0001	0.375	Plain	Flat (carbide tip)	Standard
149-147-10					W/clamp nut		
149-185-10*3					Plain*1		
149-182-10					W/clamp nut*1		
149-811-10					Plain	Spherical (SR4) (carbide tip)	
149-812-10					W/clamp nut		
149-831-10*2	0 - 0.5	0.001	±0.0001	0.375	Plain	Flat (carbide tip)	Reverse reading
149-832-10*2					W/clamp nut		
149-181*2					Plain*1	Standard	

Metric							
Order No.	Range (mm)	Graduation (mm)	Accuracy (μm)	Stem dia. (mm)	Stem	Spindle end	Graduation features
149-132-10	0 - 15	0.01	±2	9.5	Plain	Flat (carbide tip)	Standard
149-131-10					W/clamp nut		
149-183-10					Plain*1		
149-184-10					W/clamp nut*1		
149-801-10					Plain	Spherical (SR4) (carbide tip)	
149-802-10					W/clamp nut		
149-821-10	0 - 15	0.01	±2	9.5	Plain	Flat (carbide tip)	Reverse reading
149-822-10					W/clamp nut		
149-803-10*2					Plain*1	Spherical (SR4) (carbide tip)	Standard
149-804-10*2					W/clamp nut*1		
149-823-10*2					Plain*1	Flat (carbide tip)	Reverse reading
149-824-10*2					W/clamp nut*1		

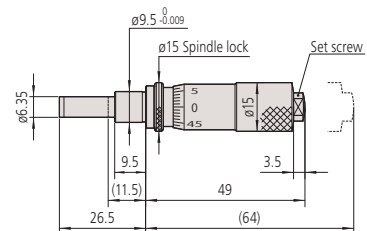
*1 With spindle lock *2 Made-to-order models *3 W/ratchet (149-181) is available

Plain Stem



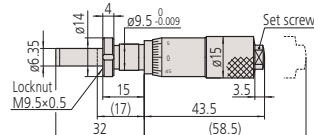
149-132-10

Plain Stem and Spindle Lock



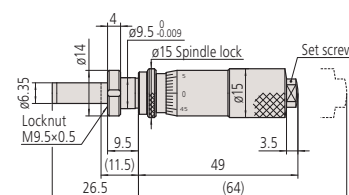
149-183-10

Stem Locknut



• Fixture thickness: 11.5 mm
149-131-10

Stem Locknut and Spindle Lock



• Fixture thickness: 6 mm
149-184-10



SERIES 150 — Medium-sized Standard Type

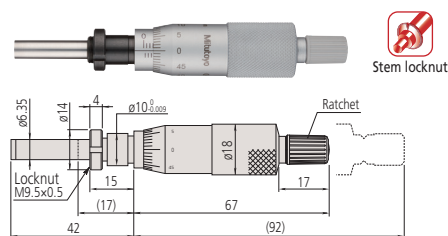
- Measuring range: 1 in or 25 mm
- Spindle pitch: 0.025 in or 0.5 mm
- Satin-chrome plated.
- Measuring face: Material/Carbide tip (only long spindle model is alloy tool steel), Hardness/90 HRA or more (only long spindle model is 60 HRC or more), Lapped.

Inch							
Order No.	Range (in)	Graduation (in)	Accuracy (in)	Stem dia. (in)	Stem	Spindle end	Special features
150-208	0 - 1	0.001	±0.0001	0.375	Plain	Flat (carbide tip)	Standard
150-207					W/clamp nut		
150-213					Plain*1		
150-214					W/clamp nut*1	Spherical (SR4) (carbide tip)	
150-811					Plain		
150-812					W/clamp nut		
150-831		Plain	Reverse graduation				
150-832		W/clamp nut					
150-206		Plain					
150-205		0.0001	±0.0001	0.375	W/clamp nut	Flat (carbide tip)	W/Vernier (0.0001 in)
150-215					Plain*1		
150-216					W/clamp nut*1		
150-198-10	0.001	0.001	±0.0001	0.375	Plain	W/O ratchet stop	
150-197-10					W/clamp nut		
150-217*2					Plain*1		
150-218*2					W/clamp nut*1		

Metric								
Order No.	Range (mm)	Graduation (mm)	Accuracy (µm)	Stem dia. (mm)	Stem	Spindle end	Special features	
150-192	0 - 25	0.01	±2	10	Plain	Flat (carbide tip)	Standard	
150-191					W/clamp nut			
150-209					Plain*1			
150-210					W/clamp nut*1	Spherical (SR4) (carbide tip)		
150-801					Plain			
150-802					W/clamp nut			
150-821		W/clamp nut	Reverse reading					
150-822		Plain						
150-190		W/clamp nut						
150-189		0.001	±2	10	10	Flat (carbide tip)	W/Vernier (0.001 mm)	
150-183*2								Plain*1
150-184								W/clamp nut*1
150-196-10	0.01	0.01	±2	10	W/clamp nut	W/o ratchet stop		
150-195-10					Plain			
150-211-10					Plain*1			
150-212-10					W/clamp nut*1			
150-803*2	0.01	0.01	±2	10	Plain*1	Spherical (SR4) (carbide tip)	Standard	
150-804*2					W/clamp nut*1			
150-823*2					Plain*1			
150-824*2	W/clamp nut*1	Flat (carbide tip)	Reverse reading					

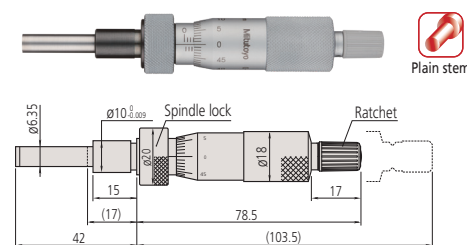
*1 With spindle lock
*2 Made-to-order models

Stem Locknut



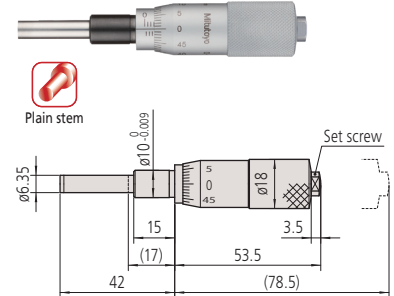
• Fixture thickness: 11.5 mm
150-191

Plain Stem and Spindle Lock

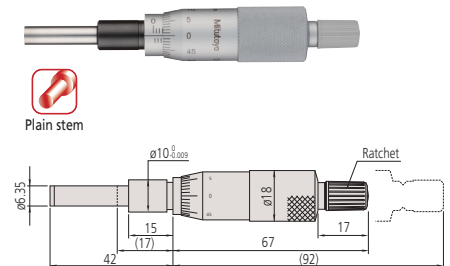


150-209

Plain Stem

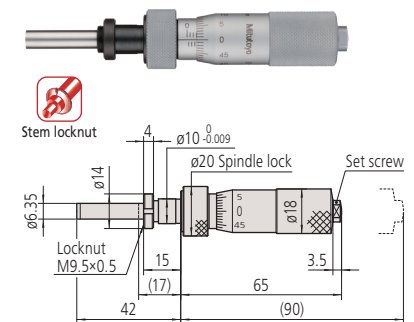


150-196-10

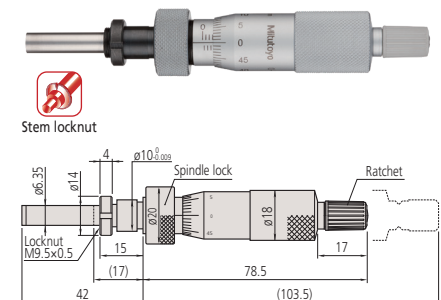


150-192

Stem Locknut and Spindle Lock



Fixture thickness: 11.5 mm
150-212-10



• Fixture thickness: 11.5 mm
150-210



SERIES 151 — Medium-sized Standard Type with 8 mm Diameter Spindle

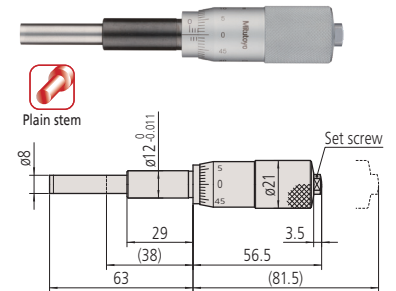
- Larger spindle (ø8 mm) for heavy-duty applications (normally ø6.35 mm).
- Spindle pitch: 0.025 in or 0.5 mm
- Measuring face: Material/Carbide tip, Hardness/90 HRA or more, Lapped.
- Satin-chrome plated.

Inch									
Order No.	Range (in)	Graduation (in)	Accuracy (in)	Stem dia. (in)	Stem	Spindle end	Special features		
151-240	0 - 1	0.001	±0.0001	0.5	Plain	Flat (carbide tip)	—		
151-239					W/clamp nut				
151-238		Plain			W/Vernier (0.0001 in)				
151-237		W/clamp nut							
151-241-10		0.001			0.001			Plain*1	W/o ratchet stop
151-242-10								W/clamp nut*1	
151-243-10	Plain*1		W/o ratchet stop (0.0001 in)						
151-244-10	W/clamp nut*1								
151-272	0 - 2	±0.0002	Plain	—					
151-271			W/clamp nut						

Metric											
Order No.	Range (mm)	Graduation (mm)	Accuracy (µm)	Stem dia. (mm)	Stem	Spindle end	Special features				
151-224	0 - 25	0.01	±2	12	Plain	Flat (carbide tip)	—				
151-223					W/clamp nut						
151-214		Plain*1			W/Vernier (0.001 mm)						
151-213		W/clamp nut*1									
151-222		Plain			W/o ratchet stop						
151-221		W/clamp nut									
151-212*2	Plain*1										
151-211	W/clamp nut*1										
151-227-10	0 - 50	0.01	±4	12	Plain	Flat (carbide tip)	—				
151-228-10					W/clamp nut						
151-225-10		Plain*1			W/o ratchet stop						
151-226-10		W/clamp nut*1									
151-256		0 - 50			0.01			±4	12	Plain	—
151-255										W/clamp nut	
151-260-10	Plain		W/o ratchet stop								
151-259-10	W/clamp nut										

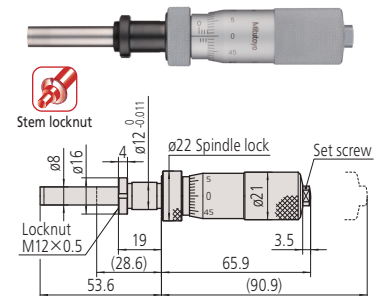
*1 With spindle lock
*2 Made-to-order models

Plain Stem

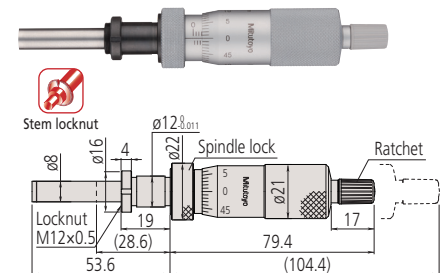


151-227-10

Stem Locknut and Spindle Lock

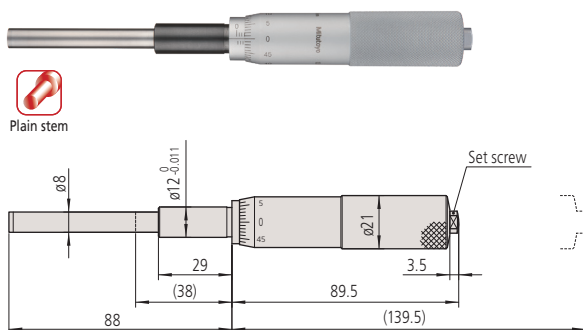


• Fixture thickness: 15.5 mm
151-226-10



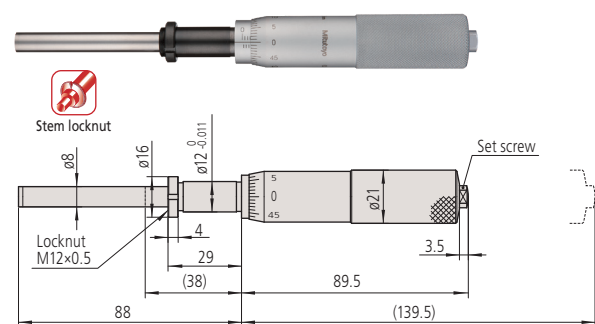
• Fixture thickness: 15.5 mm
151-213

Plain Stem



151-260-10

Stem Locknut



• Fixture thickness: 25.5 mm
151-259-10



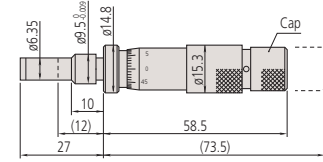
SERIES 153 — Non-rotating Spindle Type

- Micrometer head with non-rotating spindle.
- Torsion-free feed reduces workpiece deformation and wear.
- Allows highly accurate positioning.
- Measuring face: Material/Carbide tip, Hardness/90 HRA or more, Lapped.
- Satin-chrome plated.

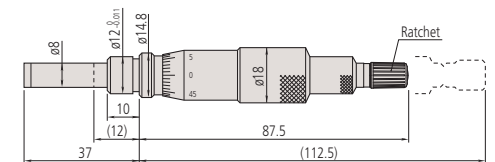
Inch								
Order No.	Range (in)	Graduation (in)	Graduation features	Stem dia. (in)	Stem	Spindle end	Spindle pitch (in)	Accuracy (in)
153-108	0 - 0.5	0.001	W/vernier (0.0001 in)	0.375	Plain	Flat (carbide tip)	0.025	±0.00015
153-205*1	0 - 1		Standard					
153-206*1		W/vernier (0.0001 in)						
153-207		Standard						
153-208	0 - 1	0.001	W/vernier (0.0001 in)	0.5				

Metric								
Order No.	Range (mm)	Graduation (mm)	Graduation features	Stem dia. (mm)	Stem	Spindle end	Spindle pitch (mm)	Accuracy (µm)
153-101	0 - 15	0.01	Standard	9.5	Plain	Flat (carbide tip)	0.5	±3
153-201*1	0 - 25		W/vernier (0.001 mm)					
153-202*1		Standard						
153-203		W/vernier (0.001 mm)						
153-204	0 - 25	0.01	W/vernier (0.001 mm)	12				

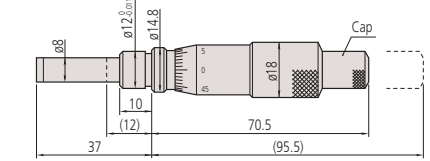
*1 With ratchet stop



153-101



153-201



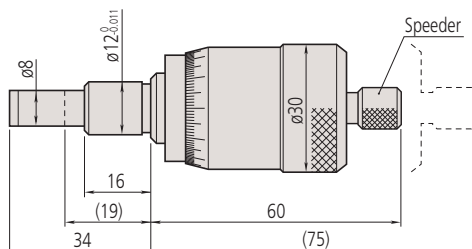
153-203

SERIES 152 — Quick Spindle Feed of 1 mm/rev

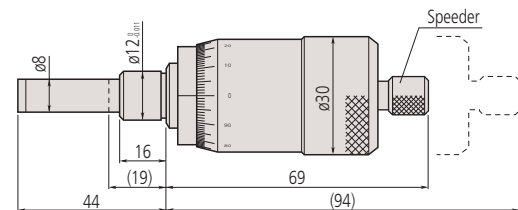
- This model enables double-speed spindle feeding of 1 mm/rev (compared with 0.5 mm/rev on typical products) to enable quick positioning.
- It also has a good load-bearing capacity.
- Measuring face: Material/Carbide tip, Hardness/90 HRA or more, Lapped.
- Satin-chrome plated.



Metric							
Order No.	Range (mm)	Graduation (mm)	Stem dia. (mm)	Stem	Spindle end	Spindle pitch (mm)	Accuracy (µm)
152-101	0 - 15	0.01	12	Plain	Flat (carbide tip)	1	±2
152-102	0 - 25						



152-101



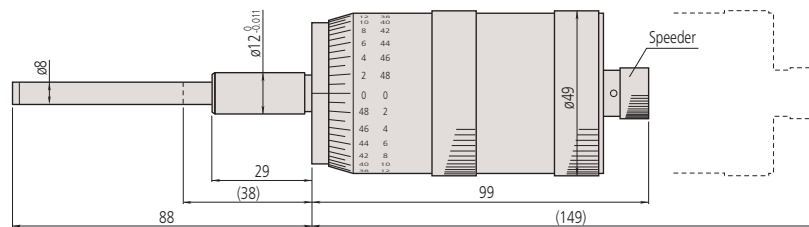
152-102

20% OFF

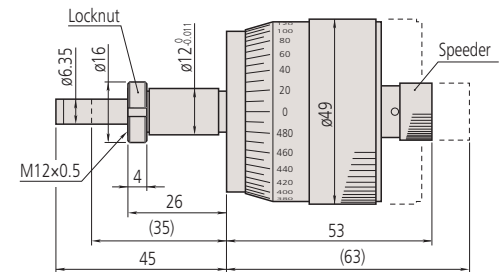
SERIES 152 — Large Thimble Type

- Large-diameter thimble for fine adjustment and positioning.
- Measuring face: Material/Carbide tip, Hardness/90 HRA or more, Lapped.
- Scale finishing: White anodized aluminum.

Metric								
Order No.	Range (mm)	Graduation (mm)	Graduation features	Stem dia. (mm)	Stem	Spindle end	Spindle pitch (mm)	Accuracy (μm)
152-283	0 - 10	0.002	Standard	12	W/clamp nut	Flat (carbide tip)	0.5	±2
152-332	0 - 25				Plain			±4
152-380	0 - 50		Bidirectional					



152-380



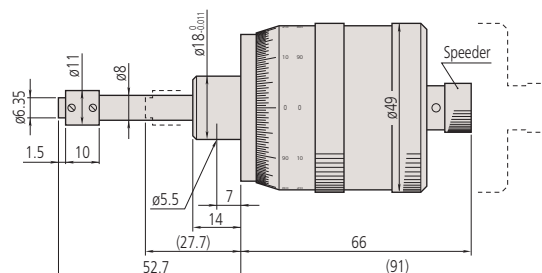
• Fixture thickness: 22.5 mm
152-283

SERIES 152 — XY-Stage Type

20% OFF

- Designed for cross-travel stage translation in the X and Y axes. Bidirectional graduation for easy reading in both directions.
- Measuring face: Material/Carbide tip (152-389/390 are alloy tool steel), Hardness/90 HRA or more (152-389/390 are 60 HRC or more), Lapped.
- Scale finishing: White anodized aluminum.

Metric								
Order No.	Range (mm)	Graduation (mm)	Graduation features	Stem dia. (mm)	Stem	Spindle pitch (mm)	Accuracy (μm)	
152-390	0 - 25	0.005	for X-axis, bidirectional	18	Plain	1	±2	
152-389			for Y-axis, bidirectional					



- The thimble can be rotated to a better reading position while maintaining the spindle position.

152-390



152-389

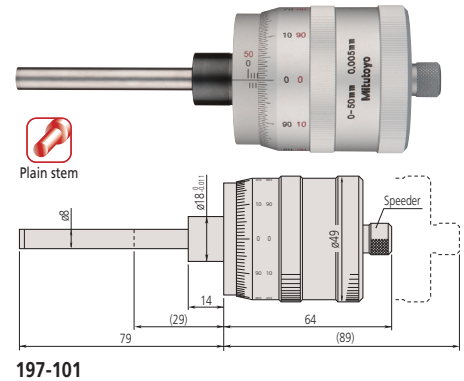


SERIES 197 — Long Stroke Non-rotating Spindle

- Large-thimble micrometer head with non-rotating spindle. Dual-spindle mechanism for quick feeding and bidirectional graduation for easy reading.
- Floating thimble allows easy zero setting at any spindle position.
- Measuring face: Material/Carbide tip, Hardness/90 HRA or more, Lapped.
- Scale finishing: White anodized aluminum.

Inch								
Order No.	Range	Graduation	Graduation features	Stem dia.	Stem	Spindle end	Spindle pitch	Accuracy
197-201	0 - 2 in	0.0002 in	Bidirectional	0.709 in	Plain	Flat (carbide tip)	0.05 in	±0.0001 in

Metric								
Order No.	Range	Graduation	Graduation features	Stem dia.	Stem	Spindle end	Spindle pitch	Accuracy
197-101	0 - 50 mm	0.005 mm	Bidirectional	18 mm	Plain	Flat (carbide tip)	1 mm	±5 μm



SERIES 153 — High Accuracy and Resolution

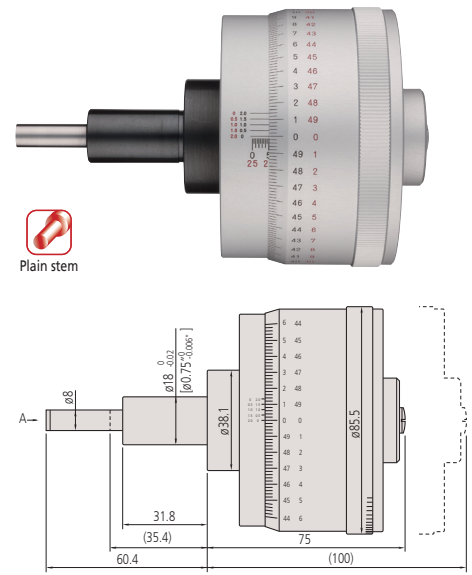
- Fine graduation and high accuracy model, suitable for inspection equipment.
- Non-rotating spindle type.
- Measuring face: Material/Carbide tip, Hardness/90 HRA or more, Lapped.
- Scale finishing: White anodized aluminum.



Inch								
Order No.	Range	Graduation	Graduation features	Stem dia.	Stem	Spindle end	Spindle pitch	Accuracy*
153-302	0 - 1 in	10 μinch (Vernier)	Bidirectional	0.75 in	Plain	Flat (carbide tip)	0.025 in	±0.00005 in/ ±0.00003 in

Metric								
Order No.	Range	Graduation	Graduation features	Stem dia.	Stem	Spindle end	Spindle pitch	Accuracy*
153-301	0 - 25 mm	0.0005 mm (Vernier)	Bidirectional	18 mm	Plain	Flat (carbide tip)	0.5 mm	±1/±0.5 μm

* Wide range/narrow range



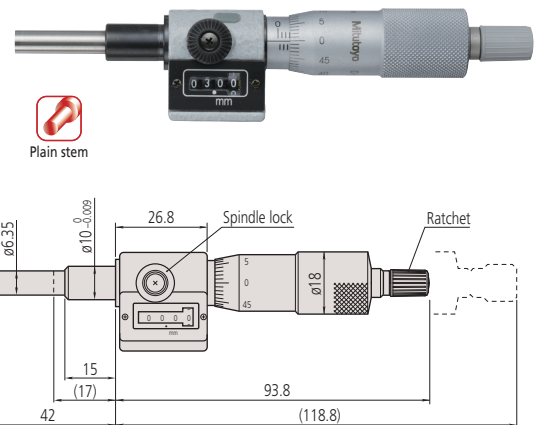
SERIES 250 — Digit Counter Type

- Digit counter for easy reading of spindle movement.
- Measuring face: Material/Carbide tip, Hardness/90 HRA or more, Lapped.
- Satin-chrome plated.



Inch								
Order No.	Range (in)	Graduation (in)	Stem dia. (in)	Stem	Spindle end	Spindle pitch (in)	Graduation features	Accuracy (in)
250-312	0 - 1	0.0001	0.375	Plain	Flat (carbide tip)	0.025	Vernier scale	±.0001

Metric								
Order No.	Range (mm)	Graduation (mm)	Stem dia. (mm)	Stem	Spindle end	Spindle pitch (mm)	Graduation features	Accuracy (μm)
250-301	0 - 25	0.01	10	Plain	Flat (carbide tip)	0.5	—	±2



250-301

Precision Engineered for OEM Integration



Our micrometer heads are designed specifically for Original Equipment Manufacturers who require consistent, fine adjustment within their instruments, assemblies, and precision mechanisms. Engineered for smooth operation and dependable accuracy, these components integrate seamlessly into OEM designs, enhancing system performance while reducing long-term service demands.

Key Features

- **High-Accuracy Positioning**
Precision-ground spindles and finely graduated scales enable micrometer-level control within integrated systems.
- **Designed for Seamless Integration**
Multiple mounting options, stem styles, and spindle configurations make it easy to incorporate into custom equipment.
- **Reliable, Long-Life Operation**
Robust materials and proven mechanics deliver high repeatability and stable performance in high-duty or continuous-use environments.
- **Smooth, Consistent Adjustment**
Controlled torque and optimized thread geometry ensure uniform feel—ideal for user-facing or automated OEM assemblies.
- **Flexible Customization**
Custom lengths, tip styles, knurling, torque requirements, graduations, and materials available to match specific design needs.



OEM-Focused Benefits

- **Improved System Precision**
Elevate product performance with controlled micro-positioning and tight tolerances.
- **Reduced Integration Engineering Time**
Standardized dimensions and customizable options simplify design and assembly.
- **Enhanced End-User Experience**
Smooth, repeatable operation adds a premium feel to equipment interfaces.
- **Long-Term Reliability**
Durable construction minimizes field service calls, warranty claims, and alignment drift.
- **Cost-Effective Scalability**
Ideal for mid- to high-volume manufacturing with stable supply and consistent quality.



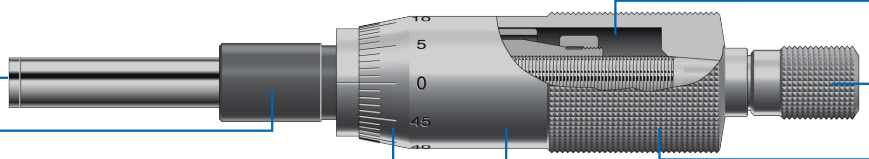
Typical OEM Applications

- Measurement instruments and gauges
- Optical and photonics equipment
- Medical and laboratory devices
- Positioning stages, fixtures, and mechanical assemblies
- Automated or semi-automated industrial systems
- Custom tooling and precision alignment mechanisms




Custom-built Products (Product Example Introductions)

Micrometer heads have applications in many fields of science and industry and Mitutoyo offers a wide range of standard models to meet customers' needs. However, in those cases where the standard product is not suitable, Mitutoyo can custom build a head incorporating features better suited to your special application. Please feel free to contact Mitutoyo about the possibilities - even if only one custom-manufactured piece is required.



1. Spindle-end types

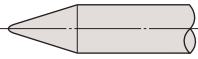
- Standard



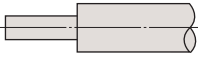
- Spherical



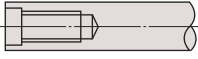
- Pointed



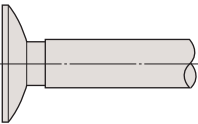
- Spline



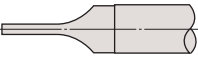
- Tapped



- Flanged



- Blade
(for non-rotating spindle type only)

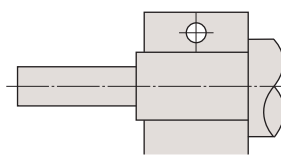
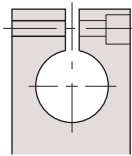


- Long spindle type is also available. Please consult Mitutoyo.

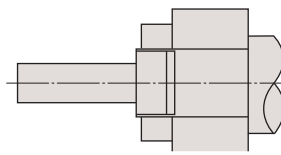
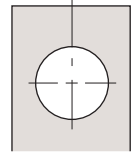
2. Stem types

A custom stem can be manufactured to suit the mounting fixture.

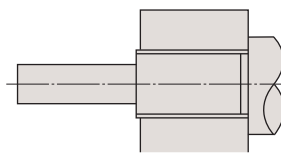
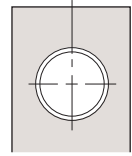
- Plain



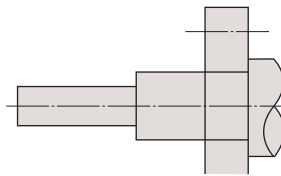
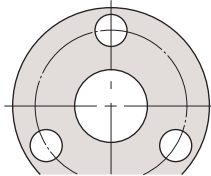
- Clamp nut



- Threaded



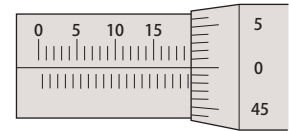
- Flanged



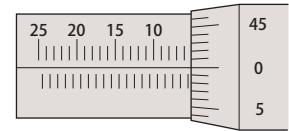
3. Scale graduation schemes

Various barrel and thimble scale graduation schemes, such as reverse and vertical, are available. Please consult Mitutoyo for ordering a custom scheme not shown here.

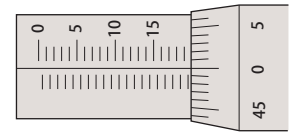
- Standard



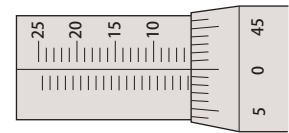
- Reverse



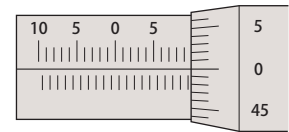
- Vertical



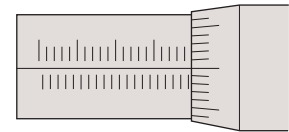
- Reverse vertical



- Offset zero



- Graduations only



Customized micrometer heads can be offered even in one-off quantities.
Do not hesitate to contact your nearest Mitutoyo sales office for details.

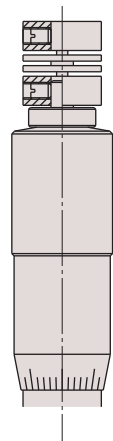
4. Logo engraving

A specific logo can be engraved as required.



5. Motor Coupling

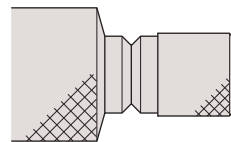
Couplings for providing motor drive to a head can be designed.



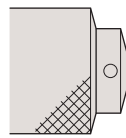
6. Thimble mounting

Thimble mounting methods including a ratchet, setscrew, and hex-socket head screw types are available.

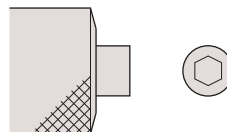
- Ratchet



- Setscrew



- Hex-socket head screw



7. Spindle-thread pitch

Pitches of 1mm for fast-feed applications or 0.25mm for fine-feed can be supplied as alternatives to the standard 0.5mm. Inch pitches are also supported. Please consult Mitutoyo for details.

8. Lubricant for spindle threads

Lubrication arrangements can be specified by the customer.

9. All-stainless construction

All components of a head can be manufactured in stainless steel.

10. Simple packaging

Large-quantity orders of micrometer heads can be delivered in simple packaging for OEM purposes.


11. Spindle and nut (Precision feed screw)

The spindle can be used as a precision feed screw. The nut is machined in accordance with the specified dimensions.

For details, refer to "Precision Feed Screws" on page 45.

12. Accuracy inspection certificate

An accuracy inspection certificate can be supplied at extra cost. For detailed information, contact the nearest Mitutoyo Sales Office.



CAD Data Download for Micrometer Heads




2D/3D CAD data files* of the micrometer heads described in this catalog are available for download from the Mitutoyo home page. The data is supplied in formats common to most CAD systems.

To download, access the "Micrometer Heads" section under "Product Information" and then follow the procedure given below.

2D geometric data: DXF

3D geometric data: IGS / STP

* For some models only 2D data files are available.



Mitutoyo home page <http://www.mitutoyo.co.jp>.



Find out more information by
emailing by info@mitutoyo.ca

www.mitutoyo.ca

We reserve the right to change prices and specifications without notice. Visit mitutoyo.ca/promotions to ensure pricing is up to date. Not valid with any other offer or promotion. This promotion is for Canadian market only.

Request formal quotation for complete details.

Note: All information regarding our products, and in particular the illustrations, drawings, dimensional and performance data contained in this printed matter as well as other technical data are to be regarded as approximate average values. We reserve the right to make changes to the corresponding designs. The stated standards, technical regulations, descriptions and illustrations of the products were valid at the time of printing. In addition, the products are subject to Canadian Export Administration Regulations. Re-export or relocation of Mitutoyo products may require prior approval by an appropriate governing authority.

Mitutoyo products are sold through authorized distributors. Please contact your local Mitutoyo Distributor for Canadian pricing. Find your distributor at www.mitutoyo.ca/find-a-distributor/

Mitutoyo

**EXPERIENCE MITUTOYO
M³ SOLUTION CENTERS**

Mississauga ON
2121 Meadowvale Blvd.,
Mississauga, ON L5N 5N1
Tel. (905) 821-1261

Laval, QC
5539 Ernest-Cormier
Street, Unit B, Laval,
QC, H7C 2S9

www.mitutoyo.ca info@mitutoyo.ca